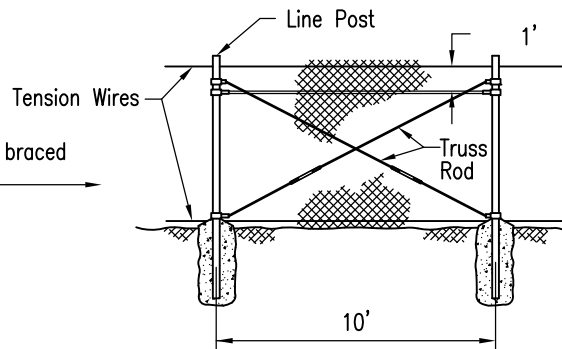
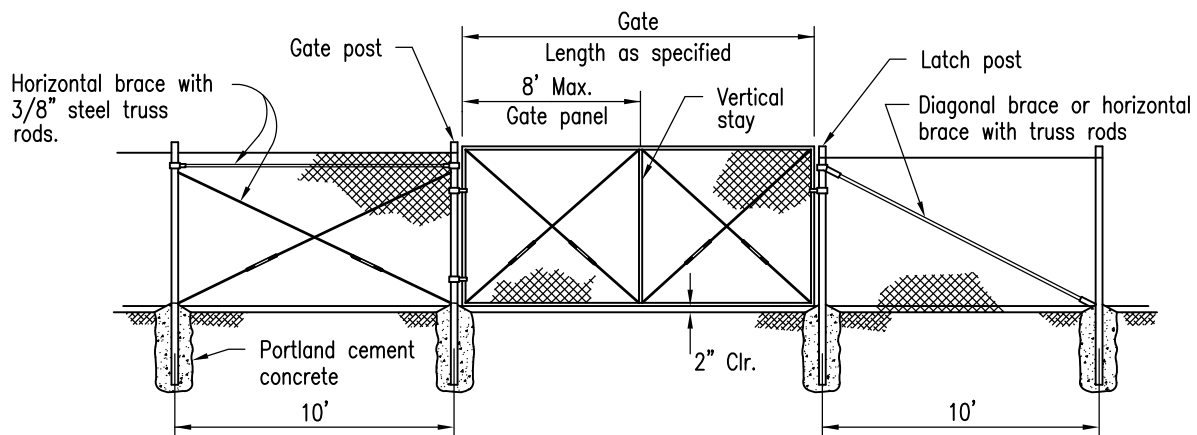


Line posts at 1000' max. intervals braced and trussed in both directions.



LINE POST BRACING



GATE ASSEMBLY

Revision	By	Approved	Date
Updated		D. Gerschoffer	15-Dec

SAN DIEGO REGIONAL STANDARD DRAWING

CHAIN LINK FENCE
DETAILS

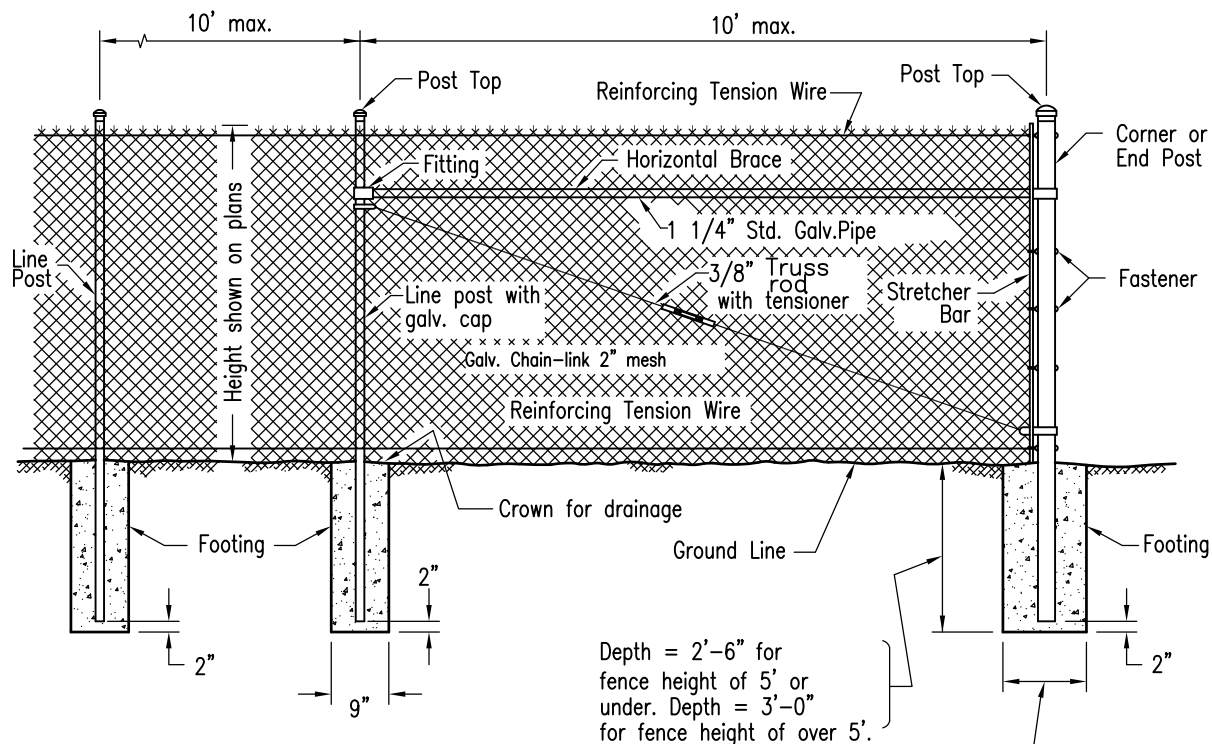
RECOMMENDED BY THE SAN DIEGO
REGIONAL STANDARDS COMMITTEE

M. Stanton 12/17/2015

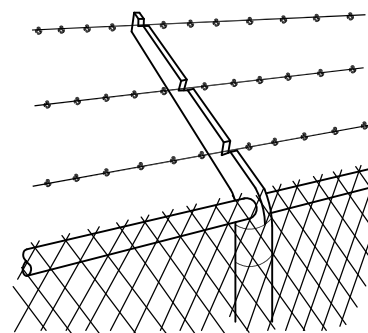
Chairperson R.C.E. 19246 Date

DRAWING
NUMBER

M-20



Depth = 2'-6" for
fence height of 5' or
under. Depth = 3'-0"
for fence height of over 5'.




EXTENSION ARM AND BARBED WIRE

NOTES

- All footings shall be 520-C-2500 concrete.
- The following items shall be furnished and installed only when shown on the plans and/or called for in the special provisions.
 - Barbed Wire
 - Extension Arm
 - Top Horizontal Rail
- Chain link fence shall conform to Section 206-6 of the Standard Specifications for Public Works Construction unless specifically noted on this drawing.
- See Standard Drawing M-20 for additional details.

LEGEND ON PLANS



Revision	By	Approved	Date
ORIGINAL		A.Kercheval	12/75
Delete Metric		D. Gerschoffer	05/12
Reviewed		D. Gerschoffer	12/15

SAN DIEGO REGIONAL STANDARD DRAWING

CHAIN LINK FENCE

RECOMMENDED BY THE SAN DIEGO
REGIONAL STANDARDS COMMITTEE

M. Stanton 12/17/2015
Chairperson R.C.E. 19246 Date

DRAWING
NUMBER **M-06**